

# Finish Options & Measurements

ALMOND

TENINO OAK

MAPLE

NINA MAPLE

MAHOGANY

WILD CHERRY

CLARK CHERRY



**BHW 1000**  
Slant Door Wardrobe



**BHW 1005**  
Shelved Wardrobe



**BHW 1010**  
Wardrobe



**BHW 1015**  
Closed Wardrobe

Dimensions: 36" width / 90" height / 16" depth



**BHT 1000**  
Desk



**BHC 1020**  
Open Shelf Night Stand



**BHC 1000**  
Single Drawer Shelf/Night Stand



**BHC 1005**  
Single Drawer, Door AV Cabinet/  
Night Stand



**BHC 1015**  
Door AV Cabinet/Night Stand



**BHC 1010**  
Three Drawer/Night Stand

Dimensions: 27" width / 29" height / 18.625" depth



**BHB 1000**  
**BHH 1000**  
Bed & Headboard  
Requires 80" x 36" mattress (not provided)

Headboard Dimensions: 36" width / 42" height  
Bed Dimensions: 32.5" width / 22" height / 82.25" long

Intensa, Inc.  
P.O. Box 5981  
High Point, NC 27262  
(888) 636-2660  
sales@intensa.net  
www.intensa.net



MEDICAL / LABORATORY SEATING • CASEWORK • EQUIPMENT



Balance  
Behavioral Health Product Overview






## Product Features



Drawer glide prevents unauthorized removal



Sloped top for safety and cleaning



Rounded edges for safety




Extended hasp for extra security




Recessed safety pulls



All metal cam locks located in non-accessible locations



Tamper-proof brackets on all exposed connections.



Full-length hinges for strength.

# safety

is our focus



Safety and serenity should go hand in hand. Intensa's Behavioral Health line is specially made for the comfort and security of the patients who need it most. Caregivers can rest assured knowing that Intensa will provide casework that will help eliminate pinch points, reduce access to assembly points and has no hooks. We use cam lock, steel-on-steel construction for the best security available and offer rounded edges and sloped tops to reduce the risk of ligature and garroting. All of our units are shipped fully assembled which assures accurate alignment of the cabinets as well as reduced installation costs. Keep your patients safe and comfortable with Balance casework from Intensa.

Find out more about our products at [Intensa.net](http://Intensa.net)

# Wardrobes



BHW 1000  
Slant Door Wardrobe



BHW 1005  
Shelved Wardrobe



BHW 1010  
Wardrobe



BHW 1015  
Closed Wardrobe





# Bed & Headboard



BHB 1000  
BHH 1000  
Bed & Headboard  
Requires 80" x 36" mattress (not provided)



# Night Stands



BHT 1000  
Desk



BHC 1020  
Open Shelf Night Stand



BHC 1000  
Single Drawer Shelf/  
Night Stand



BHC 1005  
Single Drawer, Door AV  
Cabinet/Night Stand



BHC 1015  
Door AV Cabinet/  
Night Stand



BHC 1010  
Three Drawer/  
Night Stand

